

## Summer Project: (Translation)

All of this information is available in your school email, so you can click on the links provided below.

### The Problem: The Achievement Gap/ “The Summer Slide”

The role that summer learning loss plays in the achievement gap is shown through decades of research. According to research at Johns Hopkins University, the disparity in summer learning opportunities is responsible for more than half of the achievement gap. **More than half**. That should mean that we could improve the problem by at least half by providing equal access to summer learning opportunities for disadvantaged students.

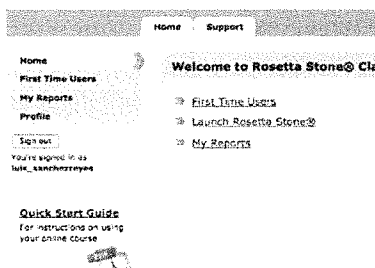
- The problem of the summer slide is compounded for English Learner (EL) students, who may lose all access to fluent English modeling and speaking opportunities over the summer months resulting in loss of language skills.
- ELs benefit from book reading, writing, and differentiated learning opportunities offered by summer learning programs.

### Addressing the Problem: Narrow the gap!

To avoid summer learning loss, continue to engage in learning opportunities that require you to use academic English.

### Choose ONE option from the following: Rosetta Stone, Raz-kids, Novel

**A. Rosetta Stone:** (Only for ELs that have Rosetta Stone licenses) This is the best if your goal is to refine conversational English and work on basic writing skills. Complete at least **10 hours** of Rosetta Stone. **No paperwork** is necessary because writing is built into the program online. You need a computer and internet access to complete this assignment. **This website is posted on both my high school and middle school teacher websites.** Use the same log in information you use for your laptop. <http://lancaster-lebanonintermediate13.rosettastoneclassroom.com>

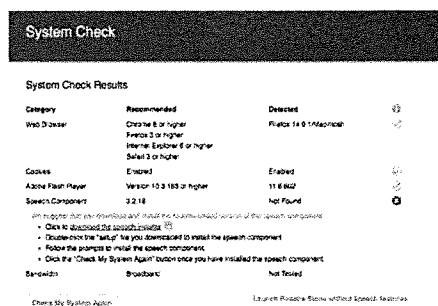


Type in your user name: \_\_\_\_\_  
Type in your password: This is the same as your school password.

Select the correct level: \_\_\_\_\_  
**DO NOT USE A LEVEL OTHER THAN THE ONE YOU HAVE BEEN ASSIGNED**

**\*\*If you have problems with Rosetta Stone over the summer, please call Mrs. Ocsodol**

Click 'Launch Rosetta Stone'  
Rosetta Stone will do a system check on your computer. You must have the speech installer to do the speaking and



pronunciation.

If you have a computer at home, click 'download the speech installer'. If you are at the library, click 'Launch Rosetta Stone without Speech features'.  
RS level 1-3 completion will help you understand and produce conversational level English.

**B. Lexia: Core 5 or Power Up:** This is your best option if you have less than four years total of English instruction before you graduate. It is the fastest method of building academic English to reach grade level. (Finishing the entire program is one indicator that you use English 'well'. State exams and class grades are other indicators.)

Complete at least **10 hours** of Lexia reading lessons. **No paperwork** is necessary because writing is built into the program online. You need a computer and internet access to complete this assignment.

**This website is posted on my high school teacher website.**

Lexia reading strategies are designed to get you to reading at grade level in English.

**Here are the links you will need: [Core 5 link](#)      [Power Up link](#)**


**Contact Mrs. O if you are not making progress on a lesson and need some assistance over the summer.**


**C. Raz-kids:** This is the easiest option if your main goal is to complete a summer reading assignment. (I recommend using this in addition to a personal proficiency level goal, so I provided the grade level equivalents here)


Read, listen to, and take the quiz for **two** reading levels on Raz-kids.


Log in: [www.raz-kids.com/main/Login](http://www.raz-kids.com/main/Login)


**Grade (levels)**


 **K** (aa - c)

 **1** (d - j)

 **2** (k - p)

 **3** (q - t)

 **4** (u - w)


 **5** (x - z<sup>2</sup>)

Teacher: **EtownHS**

Select your name

Same Password as school



**Teacher Username**  
EtownHS   
[Need Help?](#)

**C. Fictional Novel:** For more advanced students: Choose your own fictional novel or novels. Use the Fiction Reading Response prompts to make a log entry for each 45 minutes of reading. You must complete at least ten (10) entries at a minimum. Here is a [link to the reading response prompts](#)

**D. Combination Option:**

- 5 hours minimum of Rosetta Stone AND 5 hours minimum of Lexia
- 5 hours minimum of Rosetta Stone OR Lexia and 1 level of Raz-kids

Your Summer Project grade will represent 1/4 of your grade for the first marking period next year. This is a significant grade because I'm trying to help you "narrow the gap" by making summer gains, not losses!

If you do not complete the project, you lose the opportunity to "narrow the gap" and risk summer learning loss that sets you behind where you could be! Rosetta Stone, Lexia, and Razkids assignments will be doubled in the fall until you reach the equivalent goal.

Contact Mrs. O over the summer if you have problems or concerns:

**[christina\\_oscsodal@etownschoos.org](mailto:christina_oscsodal@etownschoos.org) / or message me through the Talking Points app**

## Independent Reading Prompts (Translations)

1. Explain a character's problem and then offer your character advice on how to solve his/her problem.
2. Explain how a character is acting and why you think the character is acting that way.
3. From what you've read so far, make predictions about what will happen next and explain what in the text makes you think it will happen.
4. Pick one character and explain why you would/would not like to have him/her as a friend.
5. Describe and explain why you would/would not like to have lived in the time or place of the story.
6. What real-life people or events are you reminded of by characters or events in the story? Explain why.
7. Write about what would happen if you brought one of your characters to school or home for a day.
8. Pick a scene in which you disagreed how a character handled a situation/person and rewrite it in the way you think it should have happened.
9. What quality of which character strikes you as a good characteristic to develop within yourself over the years? Why? How does the character demonstrate this quality?
10. Who tells the story? Is this the best person to tell it? Why?
11. How would the story be different if told through another character's eyes?
12. Why do you think the author wrote this story?
13. If you were the author, would you have ended the story in a different way? Why? How so?

14. How does the character's actions affect other people in the story?
15. How does the author provide information or details to make the story seem realistic?
16. How does the author help you feel that you are really there (in both realistic stories and fantasy)?
17. Do you have any unanswered questions about the story? Explain.
18. Copy an interesting/confusing/important/enjoyable passage and explain why you chose it.
19. From what you've read so far, make predictions about what will happen next and explain what in the text makes you think it will happen.
  1. Who is your favorite character? Give an example from the story to tell why.
  2. Write about your favorite part of the book and why it was important to the story.
  3. Explore and describe how the main character changed throughout the story.
  4. Write about something that surprised you or that you found interesting.
  5. Describe parts of the book that puzzled you or made you ask questions.
  6. Write about an important lesson that was learned in the story.
  7. Tell your thoughts or feelings about the theme of the story.
  8. Write your predictions about the story and tell whether or not they were right.
  9. Explain how the book reminds you of yourself, people you know, or of something that happened in your life.
  10. Explain how the book reminds you of other books, especially the characters, events, or setting.
  11. Describe how this book is like other books by the same author, on the same topic, or in the same genre.

12. Retell the ending of the story AND write your feelings about it.
13. Describe the author's craft: What was good about the author's writing? What things might you try to do in your own writing that you learned from this author?
14. Explain why you think that your book was so popular with many readers.
15. Would you recommend the book to another reader? Explain why or why not.
16. Describe in details the setting of your book and how it fits into the story.
17. Write a letter to a character in the book or a letter from one character to another.
18. Write a diary entry in the voice of a character in your book.
19. Compare two characters in the book to each other by describing their similarities and their differences.
20. Compare a character in your book to a character in another book you have read.
21. Choose one of the characters in your book and use that character's voice to write a postcard to a character from any other book that you've read.
22. Write a postcard to a character advising him or her how to resolve a conflict from the story.
23. Do you agree with the actions of the protagonist/main character in your story? Explain why or why not.
24. If you could change one thing about the story, what would it be? Why?
25. What was your favorite line or lines from the book? Why?
26. Write a postcard to the author asking any questions about the story that you have or offering suggestions to improve the story.
27. Pretend you are visiting a character in the story. Use imagery to describe the setting.

28. Describe a different ending for the story.

29. Describe the plot for a sequel or prequel to the book.

30. Make a list of "lingering questions" you have after finishing the book.

*Use the format below for a reading log in a notebook.*

Today's Date	
Page numbers read	
Reading prompt (Paste into the space to the right from these choices)	
Your response	

