





Troubleshooting with the Ready Light

SMART Board™ 800 series interactive whiteboard

| | | |
|--------------|---|---|
| Off |  | <p>Interactive whiteboard is in Standby mode.</p> <p>Action: Touch the interactive surface, move the mouse or press a key on the keyboard.</p> |
| Green |  | <p>The interactive whiteboard is receiving power and is communicating successfully with SMART Product Drivers.</p> <p>Action: Use the interactive whiteboard normally.</p> <p>Flashing green: The interactive whiteboard is receiving power and is communicating successfully with the computer's USB HID driver. SMART Product Drivers aren't installed.</p> <p>Action: Install SMART Product Drivers.</p> |
| Red |  | <p>The interactive whiteboard is receiving power, but isn't communicating with a computer.</p> <p>Action: Check the USB connection between the computer and the interactive whiteboard. Replace the USB cable if the issue persists.</p> <p>Flashing state: N/A</p> |
| Amber |  | <p>N/A</p> <p>Flashing amber: The controller is in service mode or the firmware is being updated.</p> <p>Action: See troubleshooting guide.</p> |